

Helmets keep your brain safe!

Helmets should fit correctly.

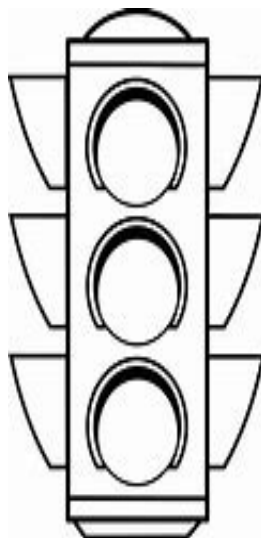
Your helmet should fit level on your head and cover your forehead.

Straps must lie flat and not be loose.

The chin strap should fit snugly. You should have one finger width between chin and chin strap.

Helmet should not be damaged or have paint or numerous/multiple stickers on it.

Color the Traffic Light



Red means



Yellow means



Green means

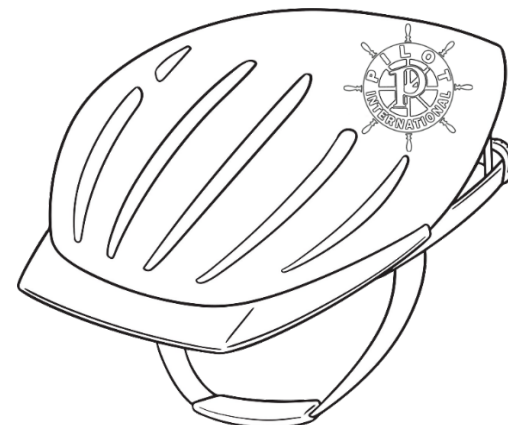


Bicycle Safety Tips

- ✓ Wear a Helmet
- ✓ Wear Light Colored Clothes
- ✓ Know Hand Signals
- ✓ Obey Traffic Laws
- ✓ Watch for Road Hazards
- ✓ Avoid Riding at Night

Always look Both Ways
Before Crossing the Street!


Be a



Helmet Hero


Grades: Pre-K - Kindergarten

Brought to you by:



Introducing our Newest Helmet Hero

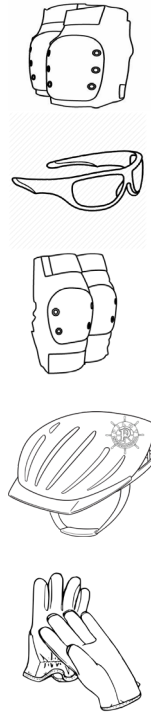

You are a
Helmet Hero!




Draw a picture of yourself.

You are a Helmet Hero because you know that a helmet can protect you from a head injury. A helmet keeps your brain safe. You let others know that they should wear a helmet.

**Where does the gear go?
Draw a line from the gear
to the where it goes on
the child.**



Learn Your Hand Signals!



BICYCLE SAFETY

**You can wear a helmet
while doing many things!**

Wear your helmet while riding your

_____ or _____
or _____

Or when wearing your

Or during a



Find the Words

RED
GREEN
YELLOW
STOP
HELMET
HERO
BIKE
GO

R	E	D	H	S	T	O	P
Y	G	R	E	E	N	T	N
B	I	E	L	D	H	S	E
G	I	A	M	F	E	L	E
M	O	T	E	J	R	K	R
P	H	E	T	Q	O	N	G
Z	Y	W	O	L	L	E	Y
B	I	K	E	U	K	M	C