

Helmets keep your brain safe!


Helmets should fit correctly.

Your helmet should fit level on your head and cover your forehead.

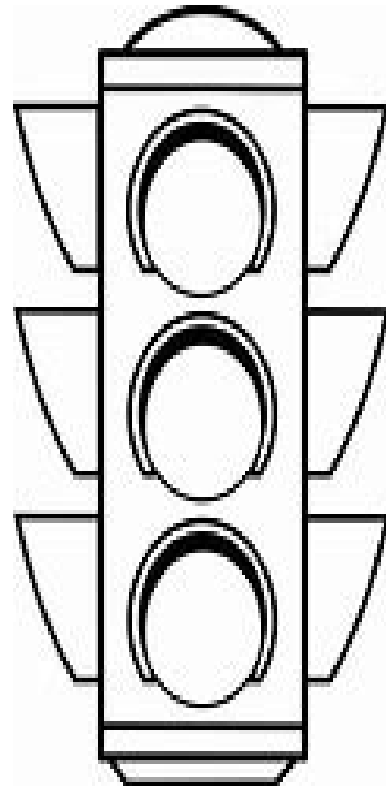
Straps must lie flat and not be loose.

The chin strap should fit snugly. You should have one finger width between chin and chin strap.

Helmet should not be damaged or have paint or numerous/multiple stickers on it.



Color the Traffic Light



Red means

Yellow means

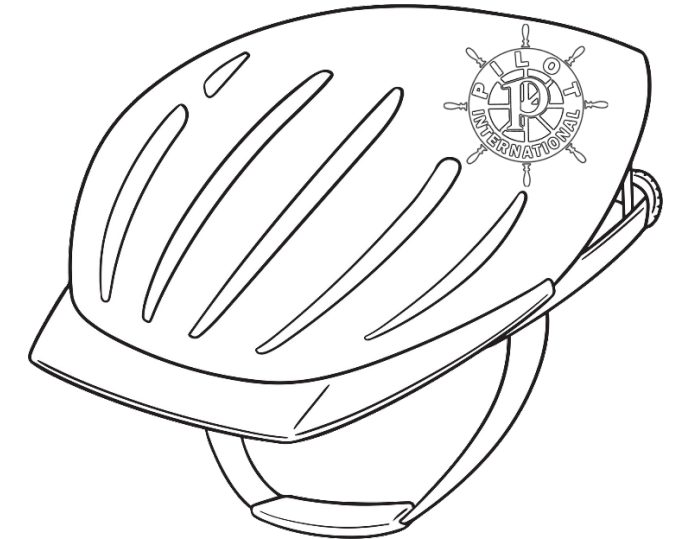
Green means

Bicycle Safety Tips

- ✓ Wear a Helmet
- ✓ Wear Light Colored Clothes
 - ✓ Know Hand Signals
 - ✓ Obey Traffic Laws
- ✓ Watch for Road Hazards
- ✓ Avoid Riding at Night

Always look Both Ways
Before Crossing the Street!

Be a



Helmet Hero

Grades: Pre-K - Kindergarten

Brought to you by:




Introducing our Newest Helmet Hero

You are a
Helmet Hero!

Draw a picture of yourself.

**Where does the gear go?
Draw a line from the gear to the
where it goes on the child.**



You can wear a helmet
while doing many things!

Wear your helmet while riding your

_____ or _____
or _____

Or when wearing your


Or during a



Find the Words

RED	R E D H S T O P
GREEN	Y G R E E N T N
YELLOW	B I E L D H S E
STOP	G I A M F E L E
HELMET	M O T E J R K R
HERO	P H E T Q O N G
BIKE	Z Y W O L L E Y
GO	B I K E U K M C

Learn Your Hand Signals!



BICYCLE SAFETY

**You are a Helmet Hero because you know
that a helmet can protect you from a head
injury. A helmet keeps your brain safe.
You let others know that they should wear
a helmet.**