

Helmets keep your brain safe!

Helmets should fit correctly.

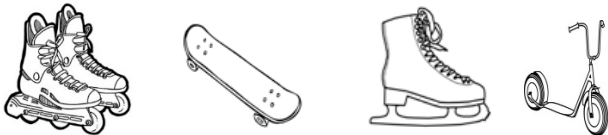
Your helmet should fit level on your head and cover your forehead.

Straps must lie flat and not be loose.

The chin strap should fit snugly. You should have one finger width between chin and chin strap.

Helmet should not be damaged or have paint or numerous/multiple stickers on it.

You can wear your helmet while doing many things!



Unscramble the Letters

CEI AKTSE

RLELOR DLAED

TKESA AODRB

OTOCRES

Bicycle Safety Word Search

B	Y	D	P	H	E	L	M	E	T	J	L	E	H
Q	I	W	B	E	A	O	G	C	R	Y	E	A	A
P	H	C	U	Q	C	X	R	M	A	P	D	O	N
A	Y	J	Y	L	E	O	O	F	F	Y	E	S	D
O	D	M	U	C	P	W	A	V	F	C	R	B	L
S	Q	X	Z	N	L	L	D	F	I	W	A	H	E
A	E	G	O	I	K	E	B	H	C	C	S	K	B
F	R	M	J	T	B	N	G	M	S	J	F	S	A
E	A	I	E	G	R	E	E	N	C	E	D	H	R
T	G	F	V	A	Y	M	S	J	L	Z	A	I	S
Y	I	E	L	D	B	P	G	T	P	O	Q	T	W
Z	O	J	Z	V	N	L	A	V	O	U	L	R	A
K	E	P	U	R	W	D	O	P	T	P	X	K	E
T	R	A	F	F	I	C	E	S	L	A	D	E	P

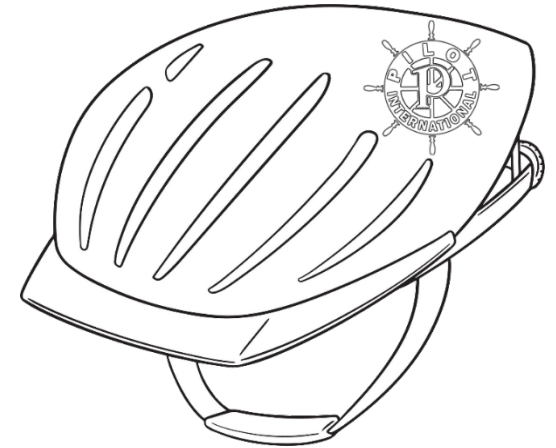
BICYCLE	HELMET	SAFETY	TRAFFIC
GO	PEDALS	SEAT	YELLOW
GREEN	RED	STOP	YIELD
HANDLEBAR	ROAD		

Bicycle Safety Tips

- ✓ Wear a Helmet
- ✓ Wear Light Colored Clothes
- ✓ Know Hand Signals
- ✓ Obey Traffic Laws
- ✓ Watch for Road Hazards
- ✓ Avoid Riding at Night

Always look Both Ways
Before Crossing the Street!

Be a



Helmet Hero


Grades 1-2

Brought to you by:



You are a Helmet Hero!

Draw your picture in the box.




Bike Safety Quiz

1. What should you always wear on your head when riding your bike?
2. What type of clothes should you wear when riding your bike?
3. If you ride at night, what equipment does your bike need?
4. Do bikes follow traffic laws?
5. What do you check before riding your bike?

SAFETY FIRST!

What do the signs say?



- | | |
|-----------------|------------------|
| A. No Bicycles | E. Yield |
| B. Stop | F. One Way |
| C. Keep Right | G. Bicycle Route |
| D. No Left Turn | H. Do Not Enter |


What can you say with Bicycle?

B _____
 I _____
 C _____
 Y _____
 C _____
 L _____
 E _____


HELMET
 YIELD
 CAREFUL
 TRAFFIC

LAWS
 SIGNALS
 BUDDIES

Help the Child Find the Bicycle



Learn Your Hand Signals!



BICYCLE SAFETY